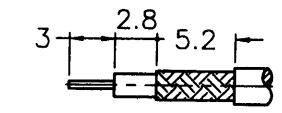


REVISIONS		
ISS	ZONE	DESCRIPTION\PER REQUEST\DATE
A1	B-6	CANCELLED L AND M KEY CODING\N/A\02-13-03'

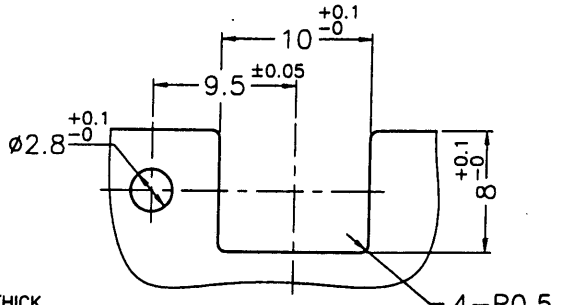
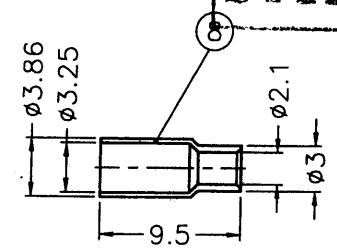
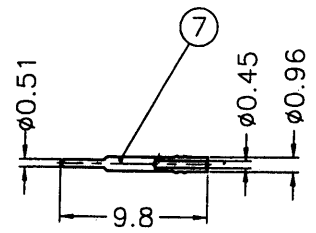
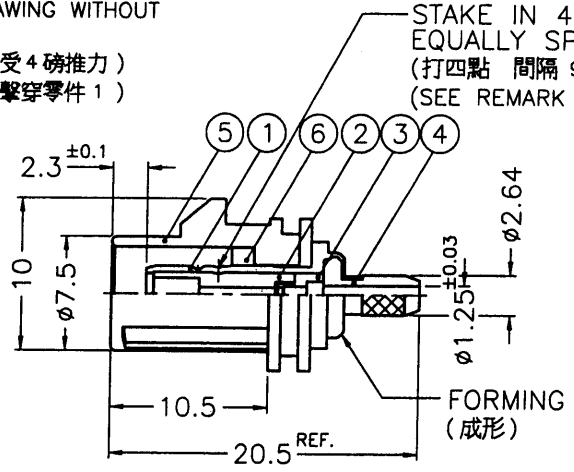
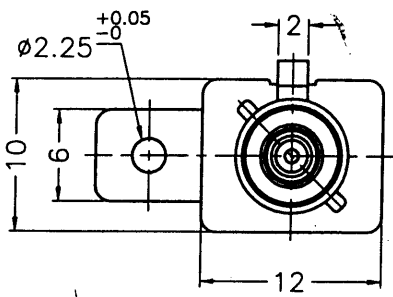
REMARK:1. NO.2 MUST WITHSTAND A 4 lbs. MIN. PUSHOUT FORCE FROM NO.1 AFTER STAKING OPERATION
 2. REMARK 1 IS MAINTAINED BY STAMPING THE FOUR POINTS SHOWN ON THE DRAWING WITHOUT PUNCTURING NO.1
 (1. 打四點後零件2由零件1推出至少必須承受4磅推力)
 (2. 打四點後除需符合備註1要求外且不可擊穿零件1)



RECOMMENDED CABLE STRIPPING DIM'S (建議剝線尺寸)

1. CRIMPED FERRULE HEX CRIMP SIZE .128"
2. CRIMPED CONTACT PIN AFM8 ADJUST TO 4 POSITIONER K727

SALES



RECOMMENDED MOUNTING HOLE (建議架設孔)

- NOTES: FINISH (PLATING THICKNESS IN MICRO-INCHES)
1. BRASS PER QQ-B-626, ALLOY 360, 1/2 H : JIS H3250 C 3604BD OR EQUIVALENT
 2. NICKEL PL. 60 MIN. THICK OVER COPPER STRIKE
 3. GOLD PL. 30 MIN. THICK OVER NICKEL PL. 100 MIN. THICK OVER COPPER STRIKE
 4. TEFLON MIL-P-19468 OR EQUIVALENT
 5. PBT(WITH 15% GLASS FIBER) PER CHANG CHUN GRADE 4115202 OR EQUIVALENT

ISSUED
2003. 2. 14
R&D

KEY CODING	PART NO.	DRAWING NO.	ITEM NO.	LOCK COVER
A	FA1-NASP-C10-0	FK1321AW-002-NT30G-50	FK1321AAA3NC5F	FKLC10201A
B	FA1-NBSP-C10-0	FK1321BW-002-NT30G-50	FK1321AABA3NC5F	FKLC10202A
C	FA1-NCSP-C10-0	FK1321CW-002-NT30G-50	FK1321AACA3NC5F	FKLC10203A
D	FA1-NDSP-C10-0	FK1321DW-002-NT30G-50	FK1321AADA3NC5F	FKLC10204A
E	FA1-NESP-C10-0	FK1321EW-002-NT30G-50	FK1321AAEA3NC5F	FKLC10205A
F	FA1-NFSP-C10-0	FK1321FW-002-NT30G-50	FK1321AAFA3NC5F	FKLC10206A
G	FA1-NGSP-C10-0	FK1321GW-002-NT30G-50	FK1321AAGA3NC5F	FKLC10207A
H	FA1-NHSP-C10-0	FK1321HW-002-NT30G-50	FK1321AAHA3NC5F	FKLC10208A
I	FA1-NISP-C10-0	FK1321IW-002-NT30G-50	FK1321AAIA3NC5F	FKLC10209A
K	FA1-NKSP-C10-0	FK1321KW-002-NT30G-50	FK1321AAKA3NC5F	FKLC10210A
Z	FA1-NZSP-C10-0	FK1321ZW-002-NT30G-50	FK1321AAZA3NC5F	FKLC10211A

NO.	DESCRIPTION	MATERIAL	FINISH	Q'TY	DRAWING NO.	
8	FERRULE		NOTE 1	NOTE 2	1	FKFR00403A
7	CONTACT PIN		NOTE 1	NOTE 3	1	FKCP00103A
6	RING		NOTE 1	NOTE 2	1	FKLR00101A
5	LOCK COVER		NOTE 5		1	SEE TABLE
4	BARREL		NOTE 1	NOTE 2	1	FKBR00103A
3	INSULATOR		NOTE 4	NATURAL	1	FKNS00201A
2	INSULATOR		NOTE 4	NATURAL	1	FKNS00101A
1	BODY		NOTE 1	NOTE 2	1	FKMB00101A

DIMENSIONS ARE IN MILLIMETERS			
UNLESS OTHERWISE SPECIFIED TOLERANCES			
0.5-6	=	±0.2	
6-30	=	±0.4	
30-120	=	±0.6	
120-315	=	±1	
315-1000	=	±1.6	
1000-2000	=	±2.4	

PART NO.	FA1-NXSP-C10-0	
APPROVED	<i>[Signature]</i>	DATE 02-13-03'
CHECKED	<i>[Signature]</i>	DATE 02-13-03'
DRAWN	<i>[Signature]</i>	DATE 02-13-03'
FILE NO.	F:\DWG\FK\1321XX\002\50\NT30G-A1	

Amphenol	
Danbury,CT,USA-Tainan,Taiwan-Shenzhen,China	
TITLE	FAKRA SMB CRIMP PLUG (FOR RAYCHEM .071 O.D. CABLE)
DRAWING NO.	FK1321XX-002-NT30G-50
ITEM NO.	FK1321AAXA3NC5F

A

A